

Vaughn College

of aeronautics and technology

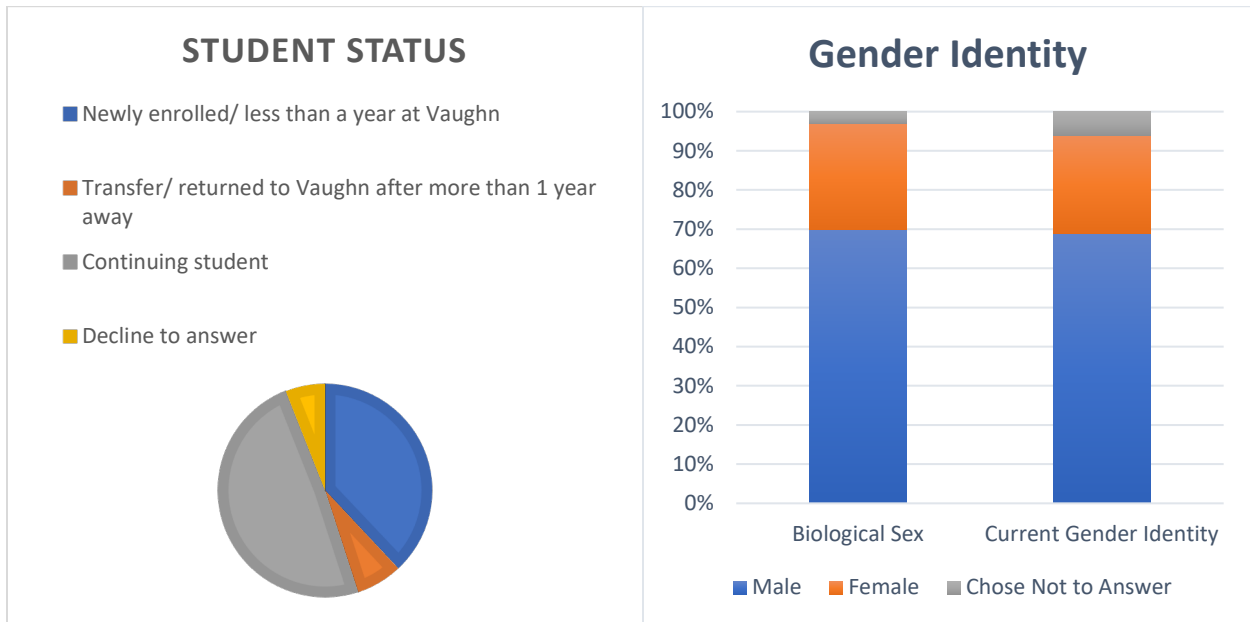
Campus Climate Survey Results

New York State Educational Law 129-b, “Enough is Enough,” requires higher education institutions in the state to assess campus climate and ascertain student awareness of sexual assault/sexual harassment prevention education, the processes for adjudication of incidents, and the resources available on campus. Assessment must occur biennially. The following is a summary of key results from Vaughn College’s 2025 assessment.

1306 students were invited to participate in the 2025 survey. The survey was available from March 13 – April 19, 2025. We received 65 responses (5%). Percentages listed below do not always equal 100 because some respondents chose not to answer certain questions.

Demographic Summary

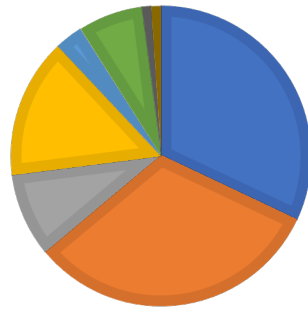
65 students responded to the 2025 survey. 38% of the respondents were new students, 7% were transfer or returning students after more than a year away, and 49% were continuing/returners. 70% of respondents identified their sex as male, 27% identified their sex as female, and 3% chose not to disclose that information. From those same reporting, 69% currently identify their gender as male, 25% currently identify as female, and 6% chose not to answer.



The race and ethnicity of the respondents reflects the rich diversity of Vaughn’s student body: 32% of respondents identified as Hispanic or Latin/o/a/x, 32% identified as Asian, 9% identified as White or Caucasian, 15% identified as Black or African American, 3% identified as Middle Eastern, 7% identified as Caribbean or West Indian, and 1% identified as Other.

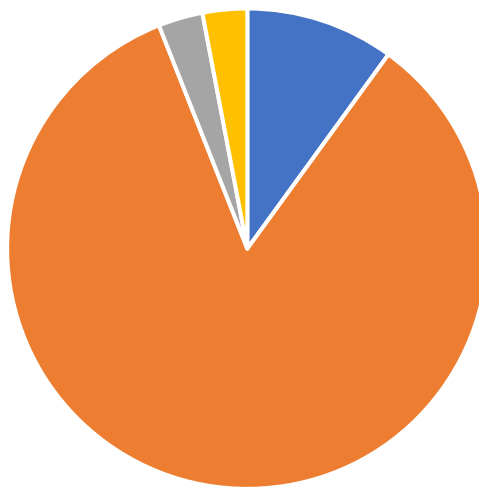
RACE/ETHNICITY OF VAUGHN STUDENTS

- Hispanic or Latin/o/a/x
- White or Caucasian
- Middle Eastern
- Native Hawaiian or Other Pacific Islander
- Other (please specify)
- Asian
- Black or African American
- Caribbean/ West Indian
- Native Indian or Alaska Native
- Decline to answer



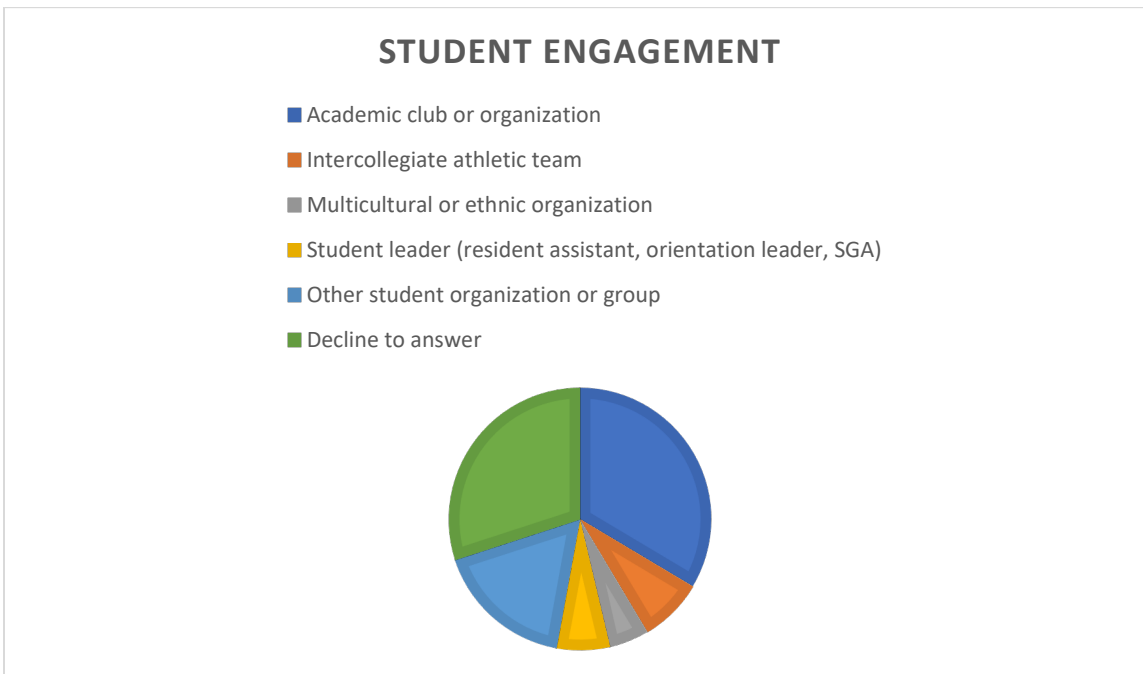
59% of respondents identified as being heterosexual, 5% identified as homosexual, 11% identified as asexual, 6% identified as bisexual, 1% identified as pansexual, 2% identified as questioning, and 16% chose not to disclose that information.

10% of respondents were living in the college residence hall, 84% reported living off campus, 3% reported other and 3% chose not to disclose their living arrangements for this academic year (Aug 2024 – May 2025).



- Campus residence hall
- Off Campus
- Decline to answer
- Other

47% of respondents reporting being involved in an academic club or organization, 11% in intercollegiate athletic teams, 7% in multicultural or ethnic organizations, 9% as student leaders (i.e., resident assistant, orientation leader, SGA), 24% in other student organizations or groups, and 44% chose not to disclose that information.



Education and Training

95% of respondents reported receiving education and training on the college’s expectations regarding appropriate sexual behavior.

78% of respondents found trainings that defined which behaviors are considered forms of sexual assault as useful.

90% of respondents found trainings on how to report an incident of sexual assault as useful.

81% of respondents found trainings that taught strategies to prevent sexual assault as useful.

General Safety

82% of respondents indicated that they feel safe at the school.

When asked “Is there a location on this campus where you believe we can increase safety?”, 20% of respondents answered “Yes”, 52% answered “No”, and 28% chose not to answer. The question was then followed up asking the respondents to “Describe the location and give suggestions for improvements. Some of the responses identified areas such as where the bus stop is, parking lot, and building entrances that can use safety improvements.

Bystander Intervention, Campus Resources, and Administrative Response

74% of respondents indicated being confident that they would get help and resources for a friend who tells them they have been a victim of sexual assault.

70% of respondents indicated being confident that they would tell a campus authority about information they have that might help in a sexual assault case even if pressured by their peers to stay silent.

74% of respondents indicated it is likely that they would report other students who use force or pressure to engage in sexual contact.

78% of respondents indicated it is likely that they would take action if they saw someone trying to take advantage of another person sexually.

77% of respondents agree that administrators will follow the procedures necessary to address complaints of sexual assault fairly.

67% of respondents found it likely that administrators would take the report seriously if someone were to report a sexual assault.

67% of respondents indicated that it is likely administrators would take steps to protect the safety of the person making the report.

63% of respondents found it likely that administrators would take corrective action to address factors that may have led to the sexual assault.

Results

Vaughn College will utilize the survey results to enhance and improve its training, education, prevention, resources, assistance, and adjudication of policies. We strive to provide a safe and supportive environment for all in our community.

This report was prepared by **Belal Frankie Lulu** (belal.lulu@vaughn.edu), Director of Preventative Education.

For questions or to make a report about sexual misconduct, contact:

Elaine T. White

AVP/ Dean of Students

Title IX Coordinator

Elaine.white@vaughn.edu

Kelli Smith

VP Student Affairs

Kelli.smith@vaughn.edu