

How to update your email address and phone number in Sonis.

1. Login to Sonis
2. Click GENERAL
3. Click UPDATE BIO
4. Change your phone number or email if necessary
5. Click SUBMIT in bottom right corner

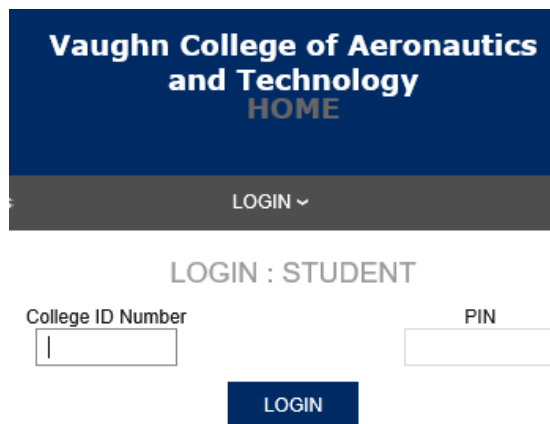
SONIS

HOW TO LOGIN TO YOUR SONIS ACCOUNT

1. Go to the following website: <https://sonis.vaughn.edu>



2. From the LOGIN drop down menu choose STUDENT



Vaughn College of Aeronautics
and Technology
HOME

LOGIN ▾

LOGIN : STUDENT

College ID Number

PIN

LOGIN

3. Enter your College ID and PIN, then click LOGIN

COLLEGE ID: Located on your class schedule and begins with the first two letters of your last name followed by 7 numbers

PIN: Your date of birth in the two digit form. Example: If your birthday is May 7th, 2001 your PIN is 050701

Vaughn College of Aeronautics and Technology

If you have any questions please email helpdesk@vaughn.edu or call 718-429-6600 ext. 209

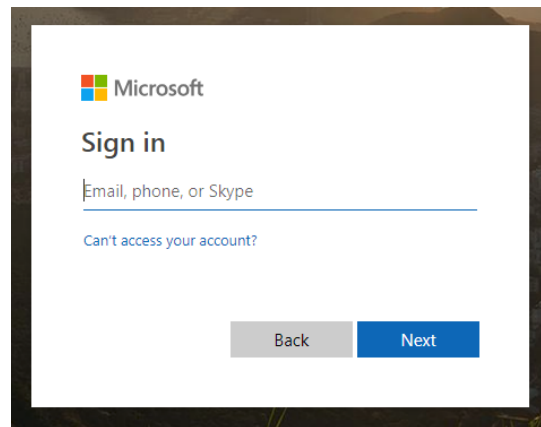
D2L Brightspace

Your user id is your **firstname.lastname@vaughn.edu**

Your password is your **Vaughn email password**

HOW TO LOGIN TO YOUR **D2L** ACCOUNT

1. Go to the following website: <https://d2l.vaughn.edu>



2. Enter your **USER ID** and **PASSWORD**

USER ID = **firstname.lastname@vaughn.edu**

PASSWORD = Vaughn email password

3. Click **LOGIN**

Vaughn College of Aeronautics and Technology

If you have any questions please email helpdesk@vaughn.edu or call 718-429-6600 ext. 209

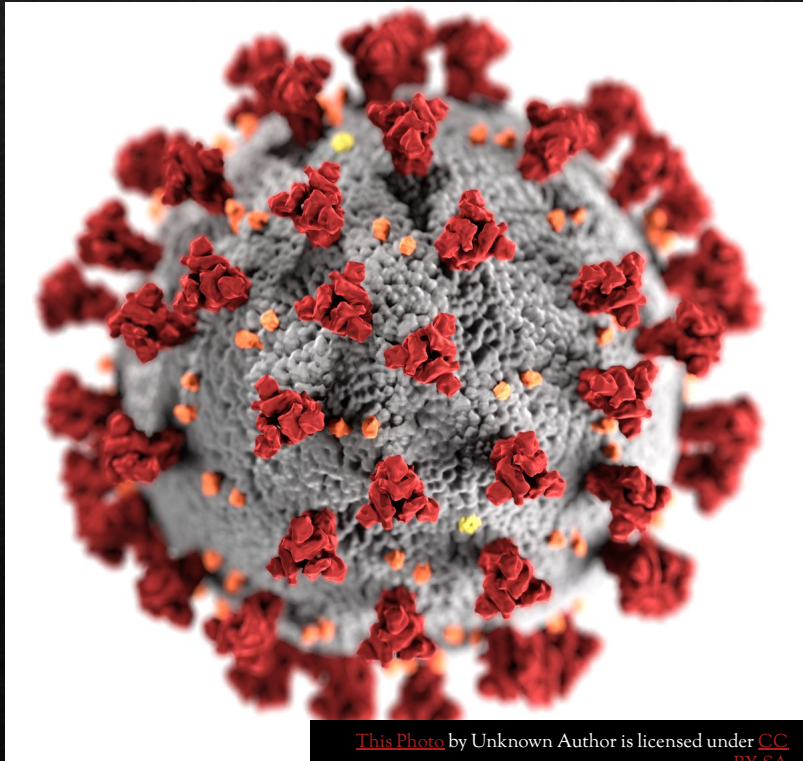
A top-down view of a person's hands working on a silver laptop on a wooden desk. To the right of the laptop is a white mug of coffee. Further right, a hand is holding a white smartphone. The scene is dimly lit, with the text overlaid in white.

Beginning to Learn Online

Sarah Tsang

FYI, Spring 2020

Online Learning Tips During COVID-19



This Photo by Unknown Author is licensed under [CC BY-SA](#)

- ◊ With the COVID-19 virus suddenly moving classes online, you will need to shift your approach to learning in your courses. Here are some tips that can help you get through this difficult time.
- ◊ Remain calm and do not panic. None of us planned on this happening. Be patient with your faculty members. They are figuring things out too. We will get through this together. Communicate with compassion.

What Does Remote Mean?

O1

YOUR INSTRUCTORS WILL CONTACT YOU TO PROVIDE INFORMATION HOW THE COURSE WILL BE TAUGHT REMOTELY.

O2

THIS LIKELY MEANS MOST OF YOUR CLASS WILL BE DELIVERED THROUGH D2L RATHER THAN IN A CLASSROOM ON CAMPUS.

O3

FOR SOME, THIS MAY ALSO MEAN USING ZOOM (ONLINE VIDEO CONFERENCING) IN PLACE OF IN PERSON CLASSES.

How will the lecture or lesson be held?

O1

- **Asynchronous Classes:** Here you'll still be expected to follow a traditional course schedule, but you'll have a window of time to complete assignments and watch lectures, rather than a definite set course time. Students do not virtually attend class together at the same time.

O2

- **Synchronous Classes:** These courses require students to log on at particular times to participate in discussions or training, or to watch live lectures. These are the online classes that are most similar to traditional, on-site courses.

O3

- The **delivery method** will be different based on the needs of the class. Expect reading materials to be posted or email, and prepare to having conversations in discussion boards, and/or take quizzes and tests on D2L

I'm anxious about being an online student. How do I get started?

- ◆ Treat your online course like a “real” course. When it comes to online classes, you need to have the discipline to sit down and say, “I am going to work on this,” as well as the dedication to actually follow through.
- ◆ Though you can be flexible as to *when* you choose to complete your work during the week, you can't put it off indefinitely.



This Photo by Unknown Author is licensed under [CC BY](#)

Con't ... I'm anxious about being an online student. How do I get started?

- **Time management** is the most important skill you will need while taking an online class. There will be no physical class to attend, so you have to make sure you keep track of assignments, readings and course requirements.



Con't ... I'm anxious about being an online student. How do I get started?


HOLD YOUR SELF ACCOUNTABLE

It's your responsibility to take the initiative to keep up with your work when enrolled in online classes. It can be easy to let assignments slide and miss due dates because of the wiggle room and flexibility that come with online courses.

DON'T PROCRASTINATE

Procrastination is a slippery slope and can affect your grade negatively. It's important to stay organized and follow a schedule because it's difficult to catch up once you fall behind.

What is D2L?



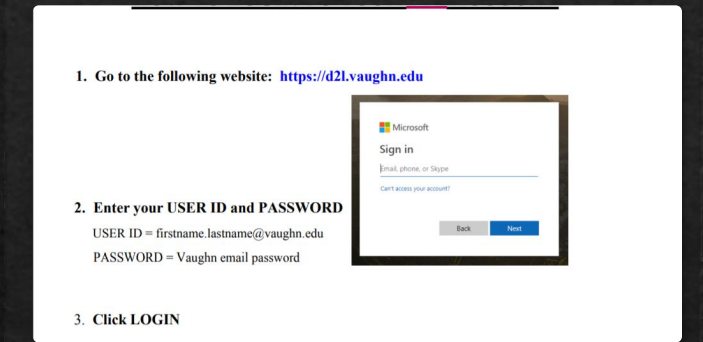
D2L

D2L is a learning management system (LMS) for faculty and students. You can find your courses, class grades, and other resources from your instructor in D2L.



IS THERE AN APP?

While it is not ideal to do all of your coursework on a mobile device, if that is your only option, communication with your instructor to ensure you will be able to access the course materials.



HOW DO I LOG-IN?

<https://www.vaughn.edu/wp-content/uploads/2020/03/How-to-login-to-your-D2L-account-1.pdf>

How do I complete my courses if I do not have reliable internet access?

Many companies are advertising options for people who will be working or learning remotely as a response to containing COVID-19.

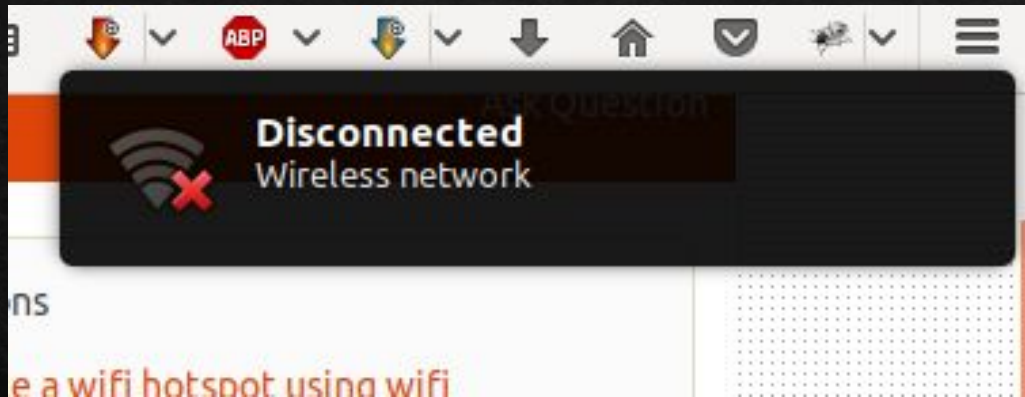
Please be thoughtful about accessing public spaces if you are exhibiting any symptoms of COVID-19 (fever, cough, shortness of breath), are a member of an already vulnerable population, or suspect you have come into contact with anyone who may be at risk of exposure to the virus.

What is Zoom?

- ◆ Zoom is a video conferencing tool, which means you can meet with your instructor, adviser, or other students from your home or other location. Zoom allows you to see and hear each other, as well as send typed messages. You can access Zoom from your computer browser or from a mobile device (phone, tablet).
- ◆ Some instructors may have synchronous/live meetings (meaning everyone logs into Zoom at the same time), or may record a lecture for you to view later.
- ◆ **If your instructor is using Zoom, they will send you a link for you to sign-on.**



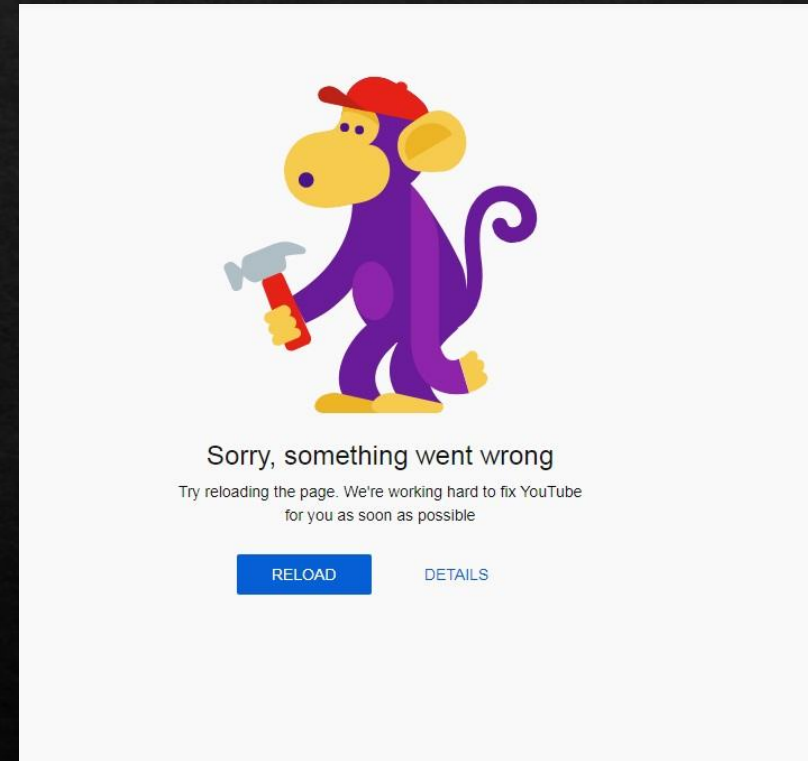
What happens if my internet goes out during a Zoom session?



- ◆ Internet Service Provider interruptions happen. If you are working in your D2L course, a Zoom session, or other tool when this happens, you can log back in when your Internet connection resumes. For Zoom sessions, please check with your instructor to see if they are being recorded for later viewing.
- ◆ If it goes out when taking a quiz or test, or are facing a deadline on an assignment, reconnect as quickly as possible. In some instances, you may not be able to resume the quiz or test. If for any reason, you cannot complete the quiz, test, or assignment on time, please email your instructor as soon as possible.
- ◆ If your connectivity seems slow and several other people in your home are streaming movies or games, your connection (and theirs) will likely be degraded. If you are using Zoom and the connection is poor, you may want to block the use of video and only use the audio portion which consumes less bandwidth.

What happens if my instructor's internet goes out during a Zoom session?

- ◇ Internet Service Provider interruptions happen. If your instructor's connection is dropped during a live lecture or other session via Zoom, please be patient.
- ◇ If the session remains open, please give them a few minutes to reconnect. If the session ends abruptly, please try reconnecting.
- ◇ If the session does not resume, please check for emails or D2L announcements from your instructor.



Who do I call for help?



Contact Vaughn IT

email: helpdesk@vaughn.edu

call: 718-429-6600 ext. 209

Zoom

<https://support.zoom.us> (there is a “contact support” link near the bottom of this page)

Remote Learning Etiquette

Get dressed!

Set up a good work space and eliminate distractions.

Be mentally engaged.

Be on time.

Don't eat or drink anything.

Mute yourself.

Take notes.